

Clarity™ SL Self-Ligating Ceramic Brackets

Introducing the Clarity™ SL Self-Ligating Appliance System

Lunch and Learn



Uncompromising
Results with
Aesthetic Self-Ligation

3M Unitek

Agenda

- Clarity™ SL Brackets Overview
- Consultation Benefits
- Bracket Positioning Benefits
- Bonding Benefits
- Leveling & Aligning Benefits
- Working Phase Benefits
- Finishing Benefits
- Debonding Benefits



Agenda

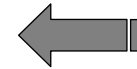
- Clarity™ SL Brackets Overview
- Consultation Benefits
- Bracket Positioning Benefits
- Bonding Benefits
- Leveling & Aligning Benefits
- Working Phase Benefits
- Finishing Benefits
- Debonding Benefits



Combining the Best of Clarity™ & SmartClip™ SL3 Brackets!

C L A R I T Y™ | S L

SELF-LIGATING APPLIANCE SYSTEM



Clarity™ Bracket

- Leadership brand
- Ceramic technologies

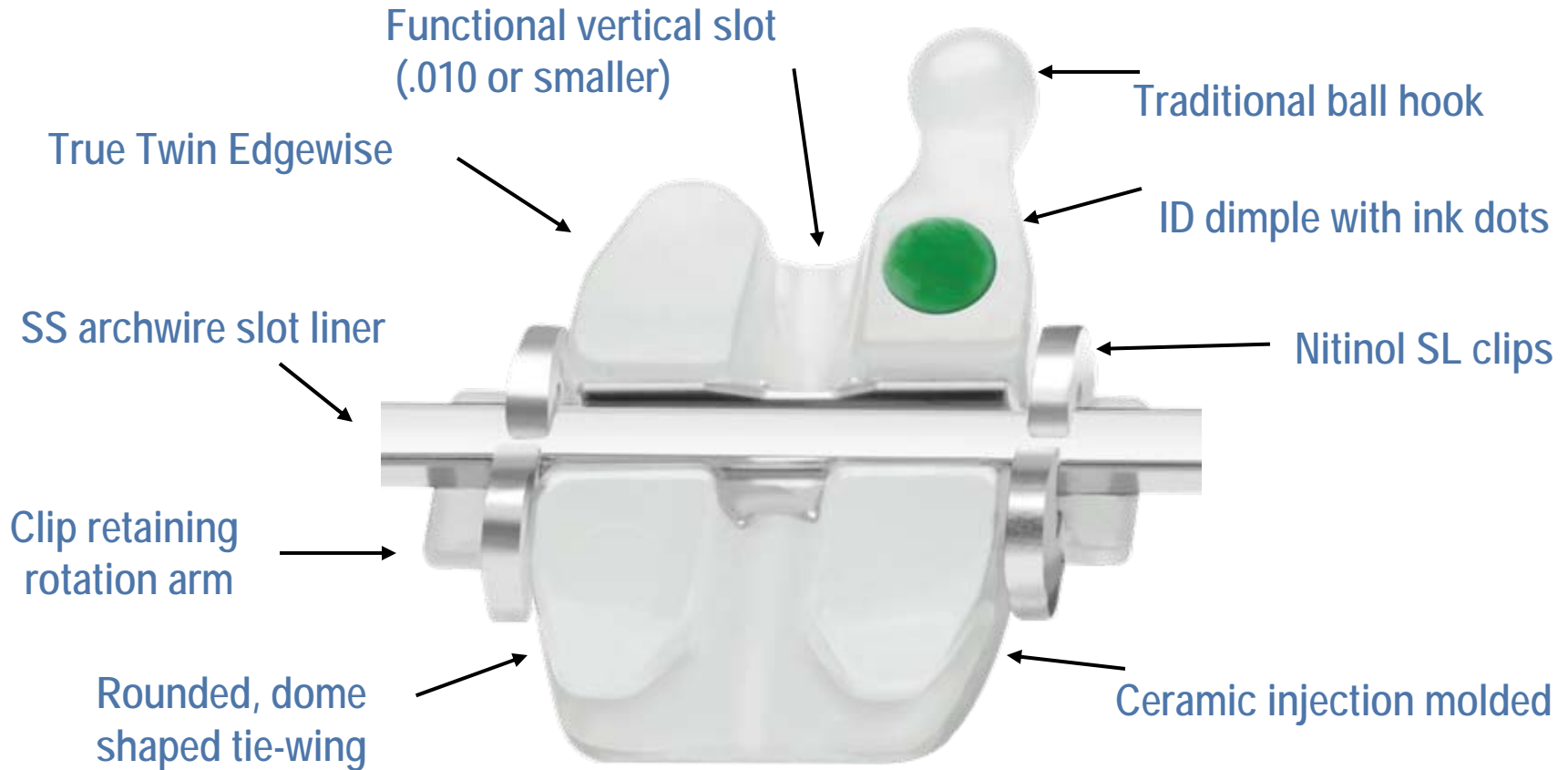
SmartClip™ SL3 Bracket

- Unique self-ligating technology
- Fast growing self-ligating bracket

Aesthetics and Self-Ligation, without Compromise.

3M Unitek

Clarity™ SL Brackets: Key Features




The Only True Twin, Aesthetic, Self-Ligating Bracket!

3M Unitek

Clarity™ SL Brackets: Key Base Features

Stress concentrator

Micro-crystalline bonding surface




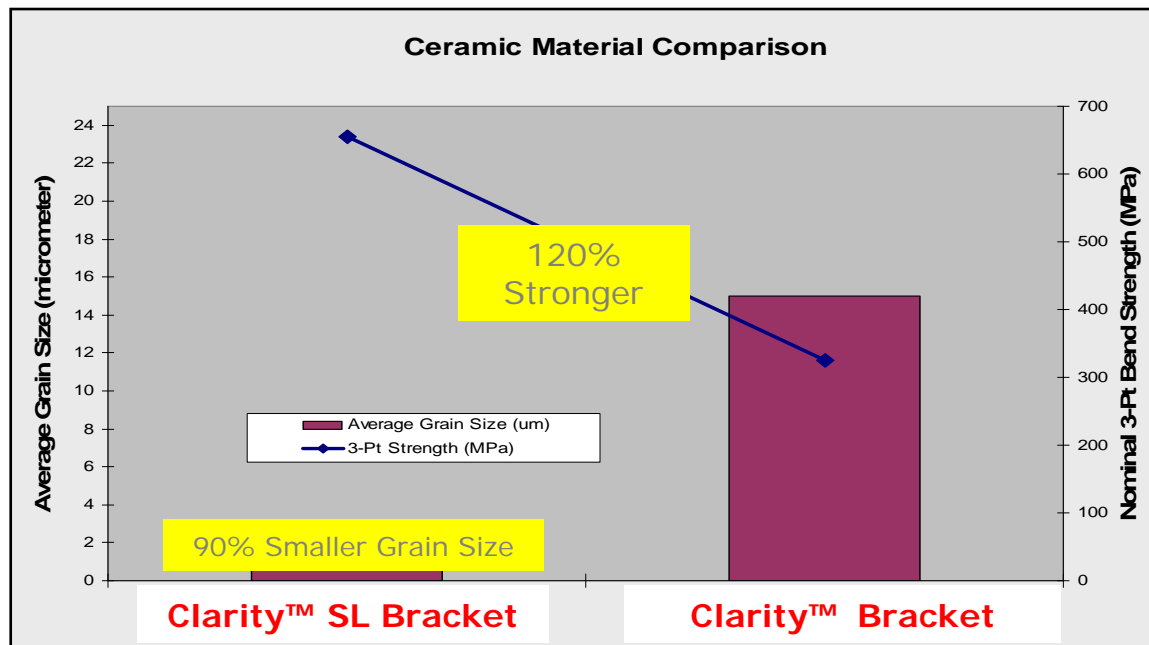
Compound contour base

Base Designed for Fit, Bond Reliability & Easy Debonding

3M Unitek

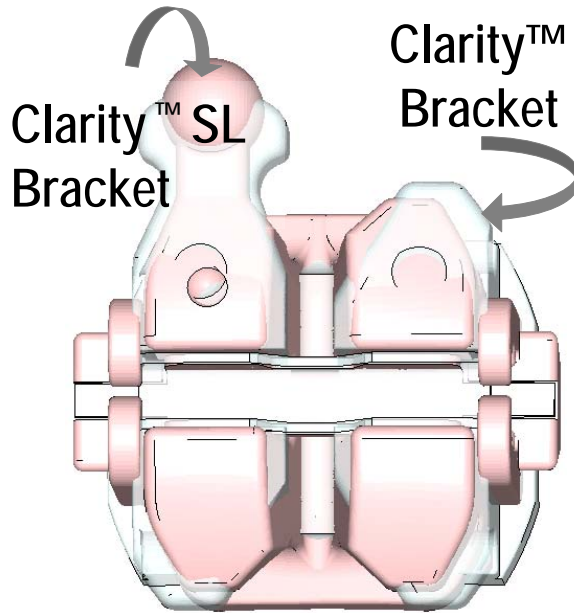
Key Ingredient: New 3M Unitek Ceramic Material

- Similar Polycrystalline Alumina as Clarity™ Brackets, Only Better!
 - *Enhanced Strength* → *Torque and Tie-Wing Durability*
 - *Reduced Grain Size* → *Smoother, Smaller and Stronger*

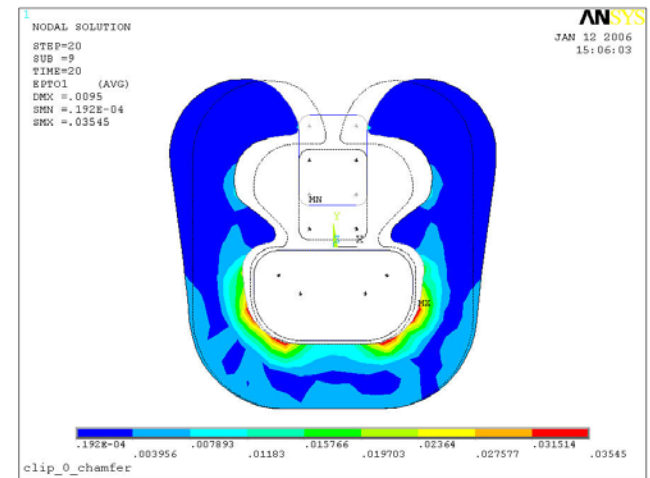

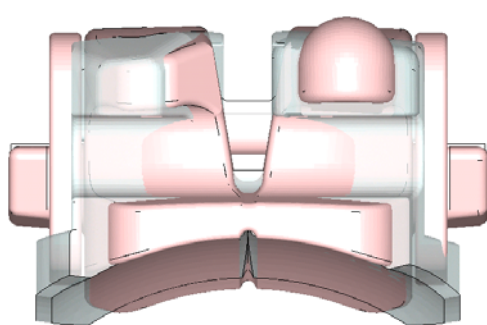


3M Unitek

Clarity™ SL Brackets are Stronger and Smaller than Clarity™ Brackets



- Smaller M/D
- Smaller O/G
- Similar L/L
- Clip Retaining Arms
- Ball Hook Design
- Narrow, but taller base



Clarity™ SL Brackets, SmartClip™ SL3 Brackets & APC™ Adhesive Work as a System

| |  CLARITY™ SL SELF-LIGATING APPLIANCE SYSTEM |  SMARTCLIP™ SELF-LIGATING APPLIANCE SYSTEM |
|----------------------|---|---|
| Passive SL | ✓ | ✓ |
| True Twin | ✓ | ✓ |
| Aesthetic | ✓ | |
| APC™ Adhesive | ✓ | ✓ |

Agenda



- Clarity™ SL Brackets Overview
- Consultation Benefits
- Bracket Positioning Benefits
- Bonding Benefits
- Leveling & Aligning Benefits
- Working Phase Benefits
- Finishing Benefits
- Debonding Benefits

Consultation Benefits: Aesthetics!

Largest growth segment is aesthetic orthodontic treatment. More and more patients expect aesthetic treatment. (Source: AAO)



Clarity™ SL Brackets ...

- Translucent
- Stain resistant
- Don't require stain-prone ligatures

3M Unitek

Consultation Benefits: Hygiene and Comfort

...self-ligating bracket systems displayed a lower level of frictional resistance, less chairtime for archwire removal and insertion, and improved infection control, when compared with polyurethane elastomeric and stainless steel tie wire ligation. (AJO/DO 1994;106:472-80.)



Clarity™ SL Brackets Are ...

- Self-ligating ▶ no ligatures needed
- Clean, with an open slot ▶ no door to close
- Smooth, with molded radiused edges


3M Unitek

Consultation Benefits: Consultation Aids



Display
Models

Patient
Brochures



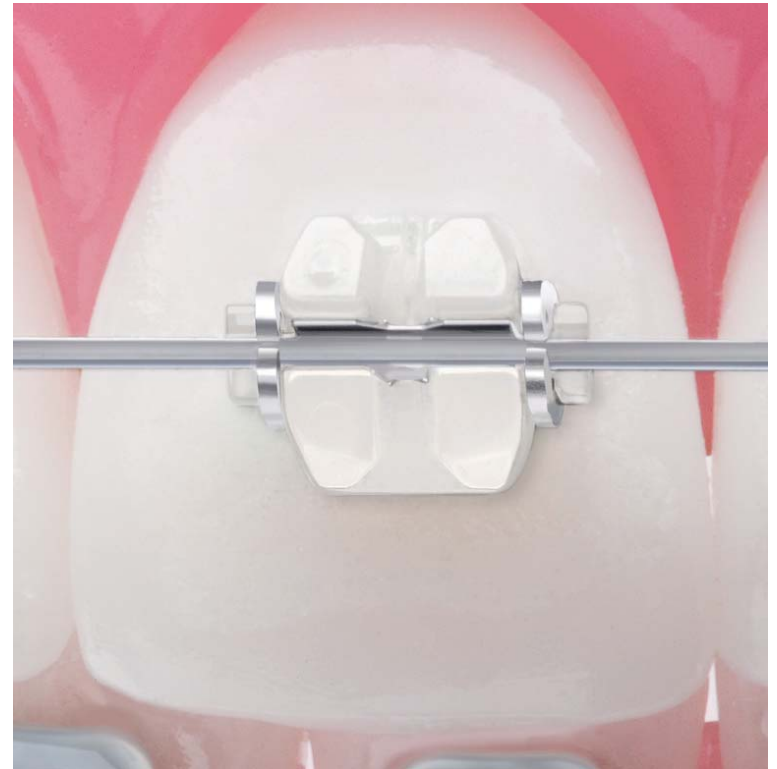
Plus ...

- 15x Study Models
- Posters
- Practice Enhancement Kit
- 3M Brand Awareness

3M Unitek

Agenda

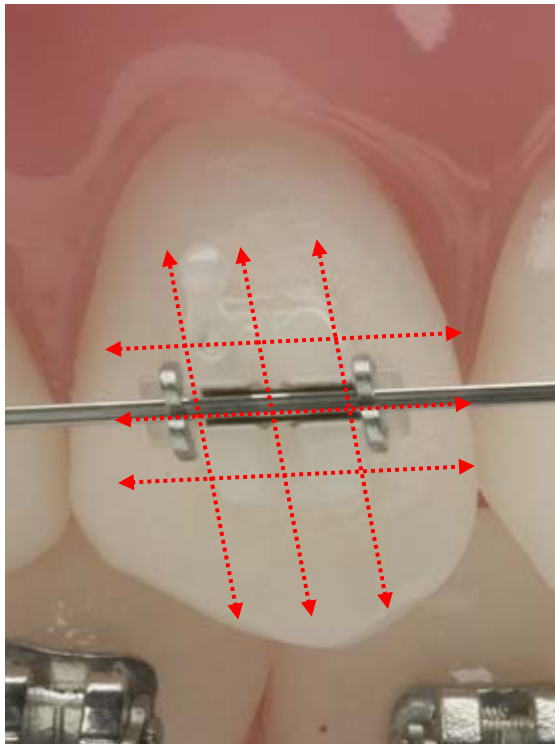
- Clarity™ SL Brackets Overview
- Consultation Benefits
- Bracket Positioning Benefits
- Bonding Benefits
- Leveling & Aligning Benefits
- Working Phase Benefits
- Finishing Benefits
- Debonding Benefits



Bracket Positioning Benefits: Visual References

...Accuracy of bracket positioning is essential, so that the prescription of the bracket can be expressed. This helps treatment mechanics and improves the consistency of the results.

-Systemized Orthodontic Treatment Mechanics (Mosby, 0-7234-3171-X)




Clarity™ SL Brackets Offer ...

- True twin design
- Open slot as horizontal indicator
- Clips to serve as long axis indicators
- Color changing APC™ PLUS Adhesive option

3M Unitek

Bracket Positioning Benefits: Tactile



Clarity™ SL Brackets Feature ...

- Tooth-specific design for better tooth adaptation / fit
- Compound contour base

Agenda

- Clarity™ SL Brackets Overview
- Consultation Benefits
- Bracket Positioning Benefits
- Bonding Benefits
- Leveling & Aligning Benefits
- Working Phase Benefits
- Finishing Benefits
- Debonding Benefits



Bonding Benefits: Bonding Surface



Clarity™ SL Brackets Offer ...

- Micro-crystalline, mechanical locking surface like Clarity™ Brackets
- Smooth, molded features to facilitate indirect bonding
- Tooth-specific base design
- Compound contour base

Bonding Benefits: APC™ Pre-Coated Adhesives



Clarity™ SL Brackets are ...

- The only aesthetic appliance available with APC™ II or APC™ PLUS Adhesive to reduce steps during bonding
- Available with APC PLUS Color Change Adhesive to assist with flash cleanup





3M Unitek

Agenda

- Clarity™ SL Brackets Overview
- Consultation Benefits
- Bracket Positioning Benefits
- Bonding Benefits
- Leveling & Aligning Benefits
- Working Phase Benefits
- Finishing Benefits
- Debonding Benefits



Leveling & Aligning Benefits: Passive Self-Ligation

| Clarity™ SL Bracket | SmartClip™ Bracket | In-Ovation® C Bracket | Victory Series™ Bracket w/ Module |
|--|---|--|---|
|  A photograph showing a Clarity SL bracket being tested on a CORREX spring scale. The scale needle is at 0g, indicating zero friction. |  A photograph showing a SmartClip bracket being tested on a CORREX spring scale. The scale needle is at 0g, indicating zero friction. |  A photograph showing an In-Ovation C bracket being tested on a CORREX spring scale. The scale needle is at 55g, indicating 55g of friction. |  A photograph showing a Victory Series bracket with a module being tested on a CORREX spring scale. The scale needle is at 145g, indicating 145g of friction. |
| 0g Friction | 0g Friction | 55g Friction | 145g Friction |

In-Ovation is a trademark of GAC Intl., Inc.

Leveling & Aligning Benefits: Flexibility




Agenda

- Clarity™ SL Brackets Overview
- Consultation Benefits
- Bracket Positioning Benefits
- Bonding Benefits
- Leveling & Aligning Benefits
- Working Phase Benefits
- Finishing Benefits
- Debonding Benefits



Working Phase Benefits: Control

Clips assist with
Tip Control



Clip Retaining Rotation Arms
assist with **Rotation Control**

Torque Control

Inaccurate machining of bracket slot dimensions ... may directly and adversely affect three-dimensional tooth positioning. (Angle Orthod 2004;74:450-453.)



3M Unitek

Archwire Insertion

Using the SmartClip™ Appliance Wire Insertion Hand Instrument

■ Double or Torquing Key End: Single-handed technique



Dual-handed technique

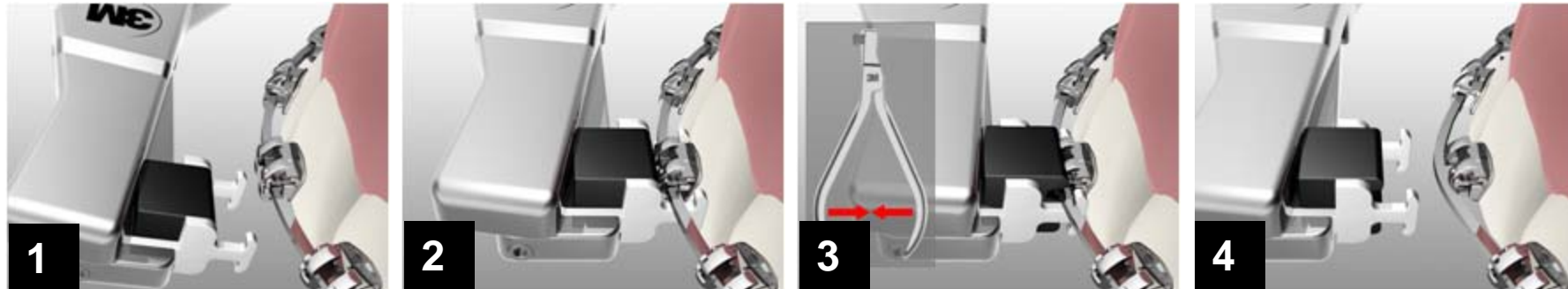


1. **Align** archwire over clip opening and bracket slot.
2. **Position** instrument on archwire so the torquing key straddles the bracket.
3. **Torque** rectangular wires by rolling the instrument until the wire torque matches the slot torque, which will allow the wire will naturally fall into place with little effort.
4. **Push** instrument gently while providing lingual support to the teeth.

Consider using fingers instead of instruments on round and smaller rectangular wires. It may be easier to feel the force levels and the proper seating of the wire.

Archwire Disengagement

Using the SmartClip™ Appliance Wire Disengagement Hand Instrument



1. **Approach** archwire with disengagement instrument from occlusal or gingival side.
2. **Place** instrument hooks under archwire keeping the bracket between the instrument hooks, avoiding the mesial and distal protrusions and tie-wings.
3. **Squeeze** handles (Note: It is not necessary to fully squeeze the instrument. Only squeeze until the wire releases from the clips.)

Agenda

- Clarity™ SL Brackets Overview
- Consultation Benefits
- Bracket Positioning Benefits
- Bonding Benefits
- Leveling & Aligning Benefits
- Working Phase Benefits
- Finishing Benefits
- Debonding Benefits



3M Unitek

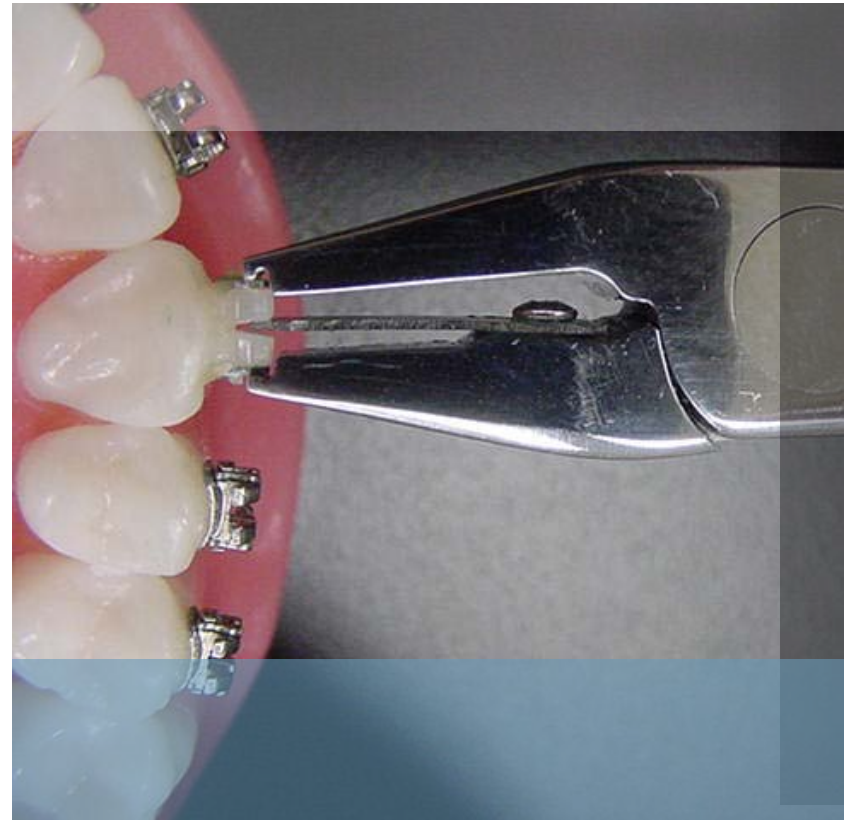
Finishing Benefits: Familiar True Twin Design




*At the core, it is a twin bracket!
Torque control is the same as conventional brackets for
predictable finishing.*

Agenda

- Clarity™ SL Brackets Overview
- Consultation Benefits
- Bracket Positioning Benefits
- Bonding Benefits
- Leveling & Aligning Benefits
- Working Phase Benefits
- Finishing Benefits
- Debonding Benefits



Debonding Benefits: Consistent Debonding




Clarity™ SL and Clarity™ Brackets are the ONLY brackets with ...

- A proprietary **stress concentrator** in the base
- A proprietary **bracket base grit pattern** for mesial/distal debonding
- These features allow Clarity SL Brackets to debond in a predictable fashion

Debonding Benefits: Debond on an Archwire!

Unitek™ Self-Ligating Debonding Instrument now allows Clarity™ SL and SmartClip™ Brackets to be debonded on the archwire – this saves valuable time!



Clarity™ SL Appliance System Summary

- Aesthetic – translucent, new ceramic material
- Passive Self-Ligation – enabled by self-ligating clips
- Stronger than Clarity™ Brackets – enabled by new material
- Smaller than Clarity Brackets – enabled by new material
- Consultation Benefits – aesthetic, convenient
- Bracket Positioning Benefits – visual, tactile
- Bonding Benefits – tooth specific base design, APC™ Adhesive
- Leveling and Aligning Benefits – zero classical friction
- Working Phase Benefits – torque, tip & rotational control
- Finishing Benefits – familiar true twin design
- Debonding Benefits – consistent, debonding on the archwire

C L A R I T Y™ | S L

SELF-LIGATING APPLIANCE SYSTEM

Thank You!



3M Unitek