

# solutions™

## Acrylic Temporization System



Order Number:

**117.11**



Figure Number	BR03	BR02	BR01
Head Size ( $\frac{1}{10}$ mm)	220	220	220
Head Length (mm)	3.0	3.0	3.0










Figure Number	H79EF	H257EF	365	305
Head Size ( $\frac{1}{10}$ mm)	040	023	220	050
Head Length (mm)	13.0	13.0	—	—

Only Available Direct from your Brasseler Representative  
To order call 800.841.4522 or fax 888.610.1937  
In Canada call 800.363.3838 or fax 866.330.4454  
Visit our website at [BrasselerUSA.com](http://BrasselerUSA.com)

By Your Side In Dentistry  **BRASSLER USA**  
DENTAL INSTRUMENTATION

B-4022B-REVI-5023856L0-09.13-RRD

# solutions™ 711.11 Acrylic Temporization Kit

	Order #	Head Size	Grit	Usage		Order #	Head Size	Grit	Usage
	<b>BR01-HP</b>	220	<b>C</b>	Polisher - Extra-Oral Acrylic Knife-Edge		<b>H79EF-HP</b>	040	<b>F</b>	Cutter - Extra-Fine for trimming and finishing alloys/acrylic
	<b>BR02-HP</b>	220	<b>M</b>	Polisher - Extra-Oral Acrylic Knife-Edge		<b>H257EF-HP</b>	023	<b>F</b>	Cutter - Extra-Fine for trimming and finishing alloys/acrylic
	<b>BR03-HP</b>	220	<b>F</b>	Polisher - Extra-Oral Acrylic Knife-Edge		<b>365-HP</b>	220	<b>M</b>	Diamond Disc - Serrated for Acrylics

**TIPS & TECHNIQUES:** Submerge provisional in alcohol for 60 seconds to remove the air inhibited layer prior to polishing to avoid the instruments loading up.

**Complimentary items:** ET ProviPro (SWR22M & SWR22F)

**Power Suggestion:** Brasseler Forza L50K Laboratory Motor with light pressure

**Sterilization:** Autoclave only

**Recommended Speeds:** Polishers 8,000-10,000 rpms; Cutters 10,000-15,000 rpms

\* This kit is also ideal for adjusting and polishing all types of acrylic appliances including retainers, splints and night guards.

By Your Side In Dentistry

