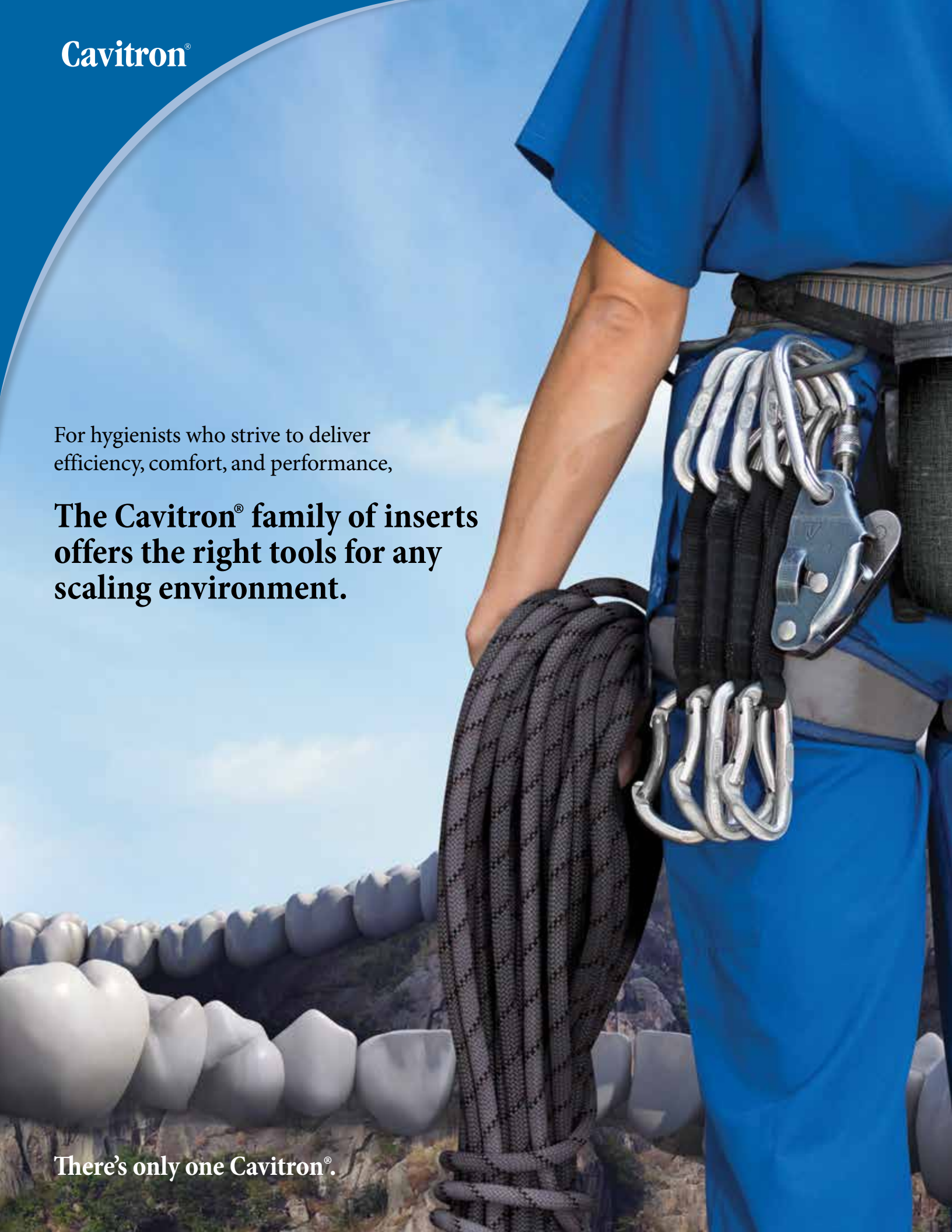


Cavitron®

For hygienists who strive to deliver
efficiency, comfort, and performance,

**The Cavitron® family of inserts
offers the right tools for any
scaling environment.**


There's only one Cavitron®.



Cavitron® family of inserts work together to deliver the highest standard in ultrasonic scaling

Over the years, the Cavitron® brand has become synonymous with ultrasonic scaling. Dedicated to providing end-to-end solutions in dental hygiene, Cavitron® products have continued to evolve to best serve you, your patients, and your practice.

Today, Cavitron® products offer the latest technology in ultrasonic scaling units and a wide variety of scaling inserts to fit your needs. Each instrument in this comprehensive line of inserts is designed for the hygienist and the patient alike, to ensure efficiency, comfort, and performance during scaling procedures.



Ultrasonic scaling offers numerous benefits for practices, hygienists, and patients.

When selected and used appropriately, ultrasonic inserts are clinician- and patient-friendly, and offer ergonomic benefits over hand scaling.

Efficiency

Ultrasonic scaling can quickly and effectively remove even the most tenacious calculus.

Comfort

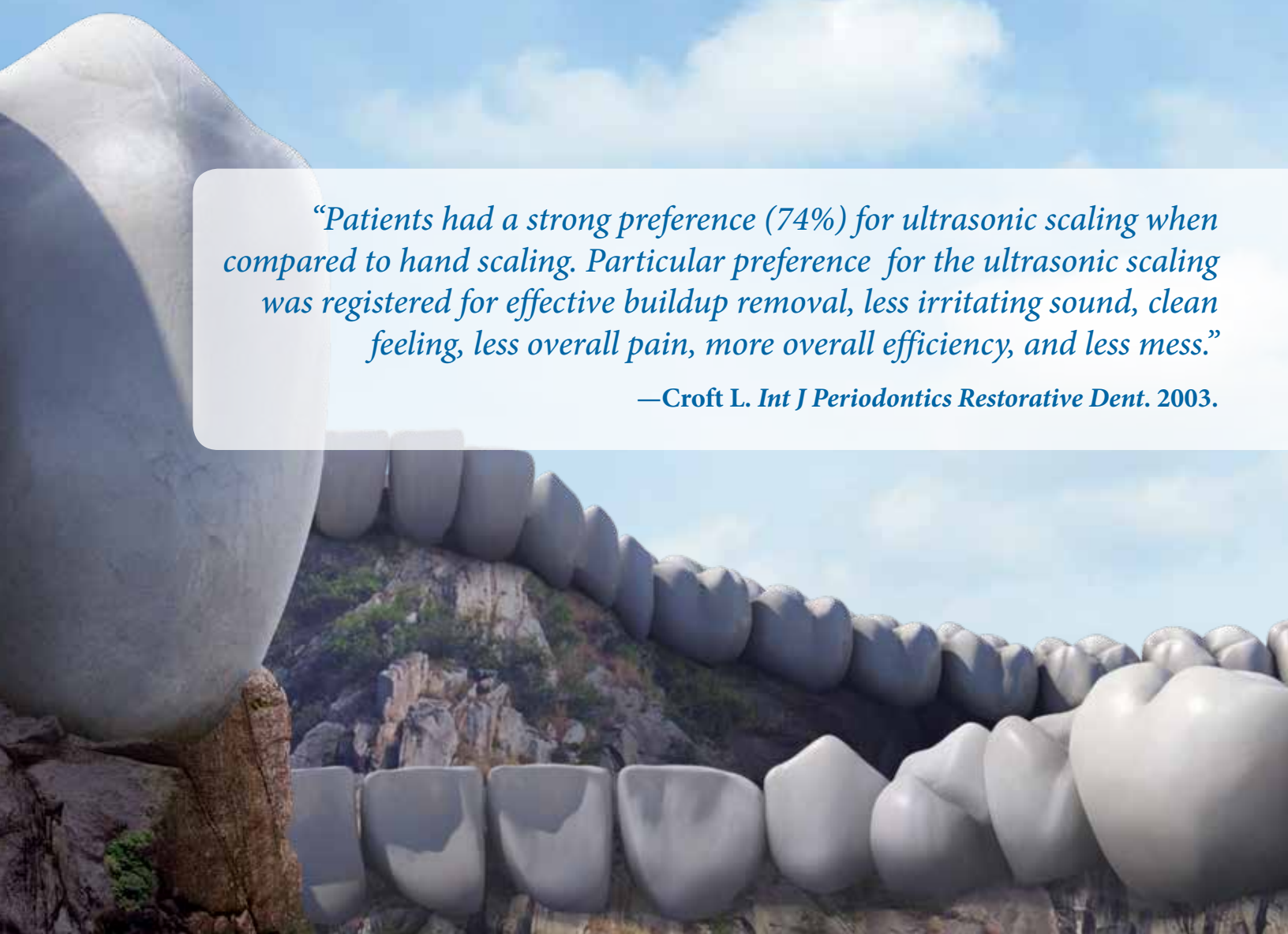
Both patients and dental professionals experience less pressure and greater comfort during ultrasonic scaling procedures compared to hand scaling. Without the repetitive motion of hand scaling, ultrasonic scaling can also lessen hand and wrist strain for dental professionals.

Performance

Cavitron® inserts are designed for ultimate longevity and reliability. Our inserts are made with durable materials and, when used properly, can withstand use and wear over time.

“Patients had a strong preference (74%) for ultrasonic scaling when compared to hand scaling. Particular preference for the ultrasonic scaling was registered for effective buildup removal, less irritating sound, clean feeling, less overall pain, more overall efficiency, and less mess.”

—Croft L. Int J Periodontics Restorative Dent. 2003.



In ultrasonic scaling, one insert is not enough

One insert can't do it all—that's why the Cavitron® family of inserts offers a broad selection of ultrasonic scaling inserts to fit the needs of your practice. Just like with hand scaling, some inserts are built for removing certain levels of deposit, while others are designed for working around specific types of tooth anatomy. Most patients require more than one type of insert during a single visit; following the guidelines for insert selection and use in this brochure can help with comfort and efficiency for your patients, and ultimately, your practice.

Use the chart to the right to help determine the best insert choices for certain procedures. Think about insert selection as a 2-step process based on the following assessments:

Type of deposit










Inserts are uniquely made to handle different levels of deposit. Consider the force needed to remove the deposits. A thicker insert with a larger tip is built for heavier levels of calculus, while thinner inserts with slim, adaptable tips are designed for the removal of light to moderate deposits or biofilm.

Anatomy of the treatment site

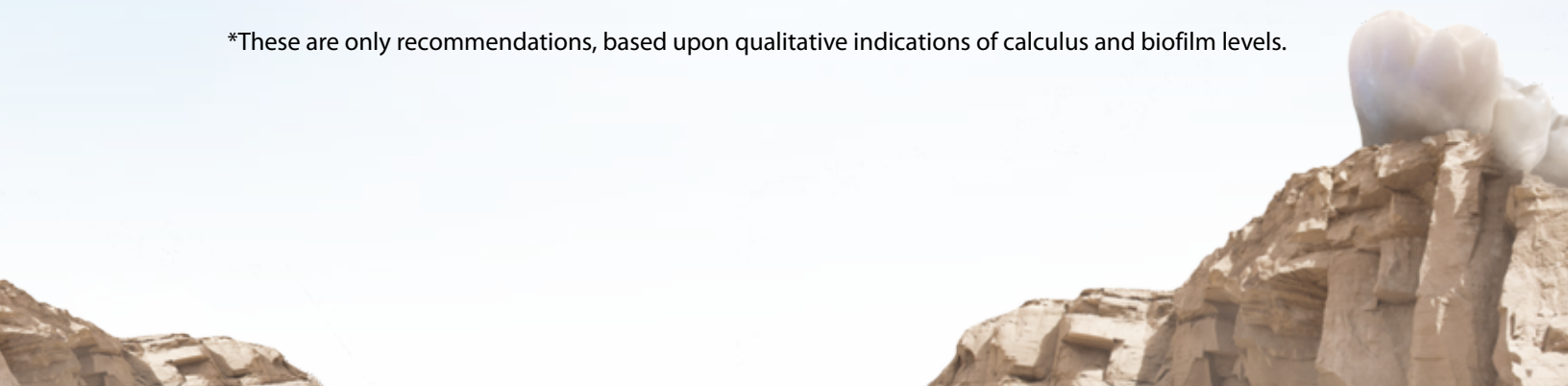
Look for inserts that are specially designed for the type of tooth anatomy you will be working on. Straight inserts are made for flat anatomy, while curved inserts will give you the best results in furcations and concavities.



Insert Use Guide*

		Anatomy of Treatment Site				
		For Flat Anatomy or Contoured Anatomy (With Heavier Deposits)		For Contoured Anatomy		For Flat Anatomy
Calculus	Heavy	Dark Blue		Light Blue	Light Blue	Light Blue
	Moderate	Dark Blue	Light Blue	Teal	Teal	Purple
	Slight	Light Blue	Light Blue	Teal	Teal	Purple
Biofilm	Heavy	Light Blue	Light Blue	Teal	Teal	Purple
	Moderate	Light Blue	Light Blue	Teal	Teal	Purple
	Slight	Light Blue	Light Blue	Teal	Teal	Purple
Non-Visible Biofilm	Heavy	Light Blue	Light Blue	Teal	Teal	Purple
	Moderate	Light Blue	Light Blue	Teal	Teal	Purple
	Slight	Light Blue	Light Blue	Teal	Teal	Purple
		 <p>FSI® PowerLINE™-10 (FSI®-10)</p>  <p>FSI® PowerLINE™-100 (FSI®-100)</p>  <p>FSI® PowerLINE™-1000 (FSI®-1000)</p>	 <p>FSI® PowerLINE™-3 (FSI®-3)</p>	 <p>FSI® slimLINE® L-Curve</p>  <p>FSI® slimLINE® R-Curve</p>	 <p>FSI® slimLINE®-10</p>  <p>FSI® slimLINE®-1000</p>	 <p>THINsert®</p>

*These are only recommendations, based upon qualitative indications of calculus and biofilm levels.



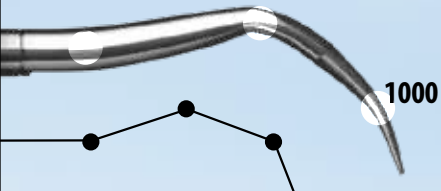

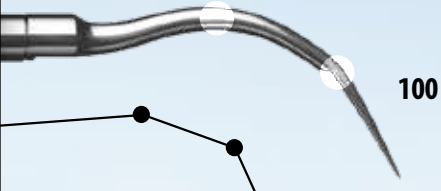



All Cavitron® inserts are designed for optimal comfort and a range in style

Focused Spray® water delivery system

- Designed to deliver targeted lavage
- Enhances visibility of work area
- Improves patient comfort

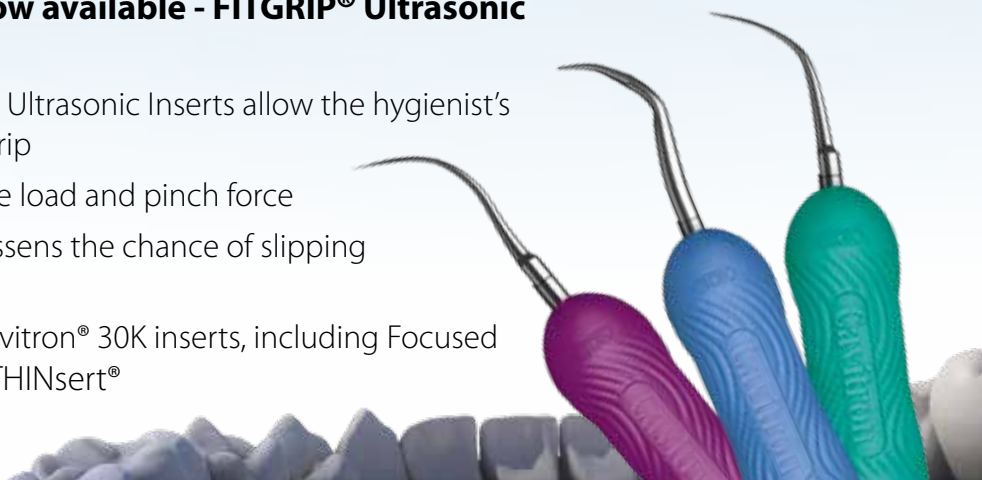
Insert Design Guide

Cavitron® inserts are designed to give you options. Consider your needs in bend and cross-section when making your selection.

Bends	Cross-Section	Thicker	Thinner
 <p>1000</p>		FSI® PowerLINE™-1000 (FSI®-1000)	FSI® slimLINE®-1000
 <p>100</p>		FSI® PowerLINE™-100 (FSI®-100)	n/a
 <p>10</p>		FSI® PowerLINE™-10 (FSI®-10)	FSI® slimLINE®-10

An ergonomically designed grip now available - FITGRIP® Ultrasonic Inserts!

- Unique one-piece design of FITGRIP® Ultrasonic Inserts allow the hygienist's fingers to conform naturally to the grip
- Large grip diameter decreases muscle load and pinch force
- Rippled texture and unique shape lessens the chance of slipping during the procedure
- Available in 9 of our most popular Cavitron® 30K inserts, including Focused Spray® slimLINE®, PowerLINE™, and THINsert®



Standard-sized inserts are designed for removal of heavier deposits

FSI® PowerLINE™ series of inserts

- Specifically designed for efficiently removing heavier deposits
- The flat beaver tail tip on the FSI® PowerLINE™-3 insert is designed for use on calculus bridges and removal of heavy extrinsic staining



FOCUSED SPRAY®
PowerLINE™

“Ultrasonic scalers are often considered to be less strenuous for the operator and more comfortable for the patients than hand currettes.”

—Jepsen S. J Clin Periodontol. 2004.



Thinner Cavitron® inserts allow for improved access and adaptability

FSI® slimLINE® series of inserts

- Slim design is 30% thinner than the FSI® PowerLINE™-1000 insert
- Thin design provides improved subgingival access
- FSI® slimLINE® Curve inserts allow adaptation to root anatomy and are designed for use in furcations and concavities
- Designed to remove light to moderate deposits



FOCUSED SPRAY®
slimLINE®

The newest insert in the slimLINE® family

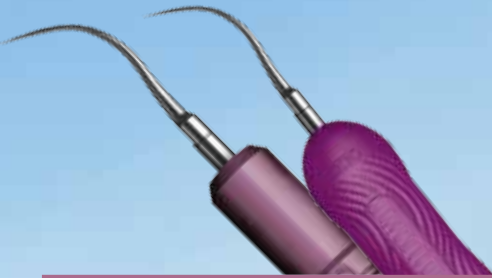
FSI® slimLINE®-1000

Featuring a triple-bend design with beveled edges for better adaptation around line angles



THINsert® ultrasonic insert

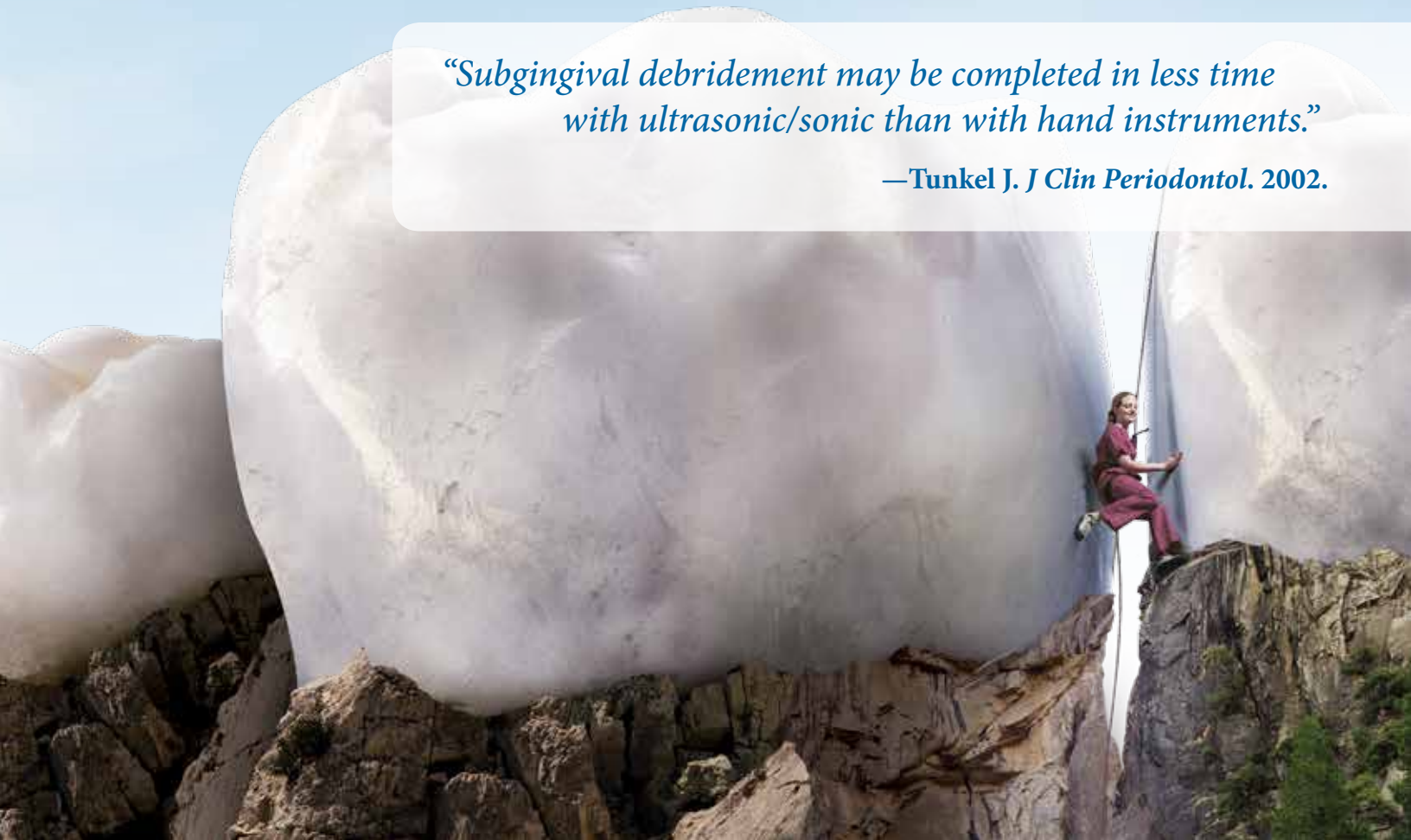
- Delivers ultrasonic power with a tip that is 47% thinner than FSI® slimLINE®-10
- Unique 9° backbend design allows for easier adaptation
- Provides access in difficult areas, including misalignments, interproximal surfaces, and areas of tight tissues, without loss of tactile sensation
- Designed for light to moderate calculus and deplaquing



THINsert®
FOCUSED SPRAY®

*“Subgingival debridement may be completed in less time
with ultrasonic/sonic than with hand instruments.”*

—Tunkel J. J Clin Periodontol. 2002.



The Cavitron® specialty line of inserts conform to your specific scaling needs

SofTip™ Ultrasonic Implant Insert for plaque removal around titanium implants and abutments

- Gently removes light to moderate plaque and calculus without damaging implant titanium abutment surfaces
- Provides benefits of ultrasonic lavage during implant maintenance procedures



DIAMONDCOAT® Ultrasonic Insert

- In Vitro studies show the unique diamond coating removes moderate to heavy calculus 3 times faster than traditional ultrasonic inserts†
- Effective for the removal of overhangings and re-contouring of dental restorations



Air Polishing available for stain removal

- Cavitron® JET Plus units now feature prophy mode auto cycles that automatically cycle between air polish and rinse



“It appears that air polishing is the least damaging and most efficient means of removing stain on enamel.”

—Gutmann ME. *J Dent Hygiene*. 1998.

The trusted performance of Cavitron® Systems now with the ease of Tap-On™ Technology. Cavitron® Plus and Cavitron® JET Plus ultrasonic scaling units and inserts work together for an optimized performance.



†Data on file.

Monitoring the wear of your ultrasonic inserts is key to ensuring optimal performance

Using an insert that is excessively worn will cause it to operate at substandard efficiency. It can also cause you to use excessive pressure while scaling, which results in discomfort for both you and the patient.


Regularly checking the wear of your ultrasonic inserts and replacing them when necessary can help maximize efficiency and comfort for you and your patients.

Use your Efficiency Indicator Guide to check the wear on your inserts.

Tip extends beyond blue line: **Optimum Efficiency**

Tip touches blue line: **Reorder**

Tip touches red line: **Discard**



Call your DENTSPLY Professional representative to request an Efficiency Indicator Guide or to reorder inserts.

“Clinicians who retain their inserts for years may find their instrument tips become reduced in length through wear, potentially leading to a detrimental change in the performance of the scaling system.”

—Lea SC. J Clin Periodontol. 2006.

Recommended Inserts Guide

Use this guide to select inserts based on the types of procedures your practice generally performs on patients. The bolded insert in each category denotes the recommended insert.

	Prophylaxis	SPT (Supportive Periodontal Therapy)/Perio Maintenance	SRP (Scaling and Root Planing)/Debridement
Procedure Code	D1110	D4910	D4341
Scaling	FSI® slimLINE®-1000	FSI® slimLINE®-1000	FSI® PowerLINE™-100
	FSI® PowerLINE™-1000	FSI® PowerLINE™-1000	FSI® PowerLINE™-10
	FSI® PowerLINE™-100	FSI® PowerLINE™-100	FSI® PowerLINE™-1000
	FSI® PowerLINE™-10	FSI® PowerLINE™-10	FSI® slimLINE®-1000
<i>Calculus Bridge</i>	FSI® PowerLINE™-3	N/A	FSI® PowerLINE™-3
Debridement	THINsert®	FSI® slimLINE®-10	FSI® slimLINE®-10
	FSI® slimLINE®-10	THINsert®	THINsert®
	FSI® slimLINE®-1000	FSI® slimLINE®-1000	FSI® slimLINE®-1000
Roots/Contours	FSI® slimLINE® L/R Curve	FSI® slimLINE® L/R Curve	FSI® slimLINE® L/R Curve
Specialty Implants	SofTip™	SofTip™	SofTip™
<i>Flap</i>	N/A	N/A	DIAMONDCOAT®

Cavitron® products available through authorized distributors

PowerLINE® Inserts

Item	SKU#
FSI® PowerLINE™-10 25K	80293
30K	80294
30K FITGRIP®	82002
FSI® PowerLINE™-100 25K	80795
30K	80798
30K FITGRIP®	82003
FSI® PowerLINE™-1000 25K	80796
30K	80799
30K FITGRIP®	82004
FSI® PowerLINE™-3 25K	80794
30K	80797
30K FITGRIP®	82001

THINsert®

Item	SKU#
THINsert® 30K	81551
30K FITGRIP®	82009

slimLINE® Inserts

Item	SKU#
FSI® slimLINE®-10 25K	80392
30K	80395
30K FITGRIP®	82005
FSI® slimLINE®-1000 25K	81569
30K	81570
30K FITGRIP®	82008
FSI® slimLINE® L-Curve 25K	80393
30K	80396
30K FITGRIP®	82006
FSI® slimLINE® R-Curve 25K	80394
30K	80397
30K FITGRIP®	82007
FSI® slimLINE®-10/ FSI® slimLINE® L-Curve/ FSI® slimLINE® R-Curve Combo Pack 25K	80398
30K	80399
FSI® slimLINE® L-Curve/ FSI® slimLINE® R-Curve Combo Pack 25K	80400
30K	80401

Specialty Inserts

Item	SKU#
SofTip™ Ultrasonic Implant Insert 30K	90411
DIAMONDCOAT® Insert 30K	90243

For more information or to place an order, [contact your local DENTSPLY Professional distributor](#), call DENTSPLY Professional Customer Service at **1.800.989.8826**, or visit www.professional.dentsply.com/cavitron.